

OPTI[®] saw[®] S 150G Vario

Band saw for metal working with mitre-pivoting saw head and continuously adjustable saw band speed

Facts that impress in terms of quality, performance and price

- ▶ Low-noise running action
- ▶ Grey cast base plate and saw head
- ▶ Stable saw frame for smooth, low-vibration action
- ▶ Easily legible scale for adjusting the angle
- ▶ Equipped as a factory standard with bi-metal saw blade
- ▶ Saw band tensioning at front, adjustable via handwheel
- ▶ Adjustable material stop for batch work
- ▶ Fast workpiece clamping thanks to quick clamping vice
- ▶ Fully equipped; the user can immediately start productive work after commissioning

Pushbutton

Manual saw band run

- › Switches the saw band run on and off

Ball-bearing borne saw band guide

Machine chassis

- › Robust

Control unit



- › Generously dimensioned
- › Emergency stop button
- › Coolant pump switch
- › Potentiometer

Vario drive






- › Continuously variable saw band speed

Scope of supply

- › Material stop
- › Bi-metal saw band
- › Machine chassis
- › Coolant system

Cutting areas

| |  |  |  |
|-----|--|---|---|
| 0° | Ø 150 mm | 160 mm | 150 x 160 mm |
| 45° | Ø 105 mm | 105 mm | 105 x 130 mm |
| 60° | Ø 65 mm | 65 mm | 65 x 65 mm |

The cutting area was determined for a full section.
The cutting range can be larger in case of cut-off sections.

| Model | S 150G Vario |
|--|-----------------------|
| Article no. | 3300150 |
| Technical specifications | |
| Electrical connection | 230 V / 1 Ph ~ 50 Hz |
| Motor output | 1.1 kW |
| Coolant pump motor | 50 W |
| General instructions | |
| Lifting the saw head | manual |
| Feed | continuously variable |
| Saw band speed | 20 - 65 m/min |
| Number of speeds | Continuously variable |
| Saw band dimensions | 1 735 x 12.7 x 0.9 mm |
| Cutting angle | 0° to 60° |
| Dimensions | |
| Length of vice open/closed | 1 120 / 930 mm |
| Width without/with material stop | 510 / 720 mm |
| Height of saw head bottom/top limit position | 1 240 / 1 590 mm |
| Weight | 100 kg |

AQUACUT C1

3530030

- › For cooling the cut
- › 10 litres

Saw bands HSS bi-metal M 42

| Teeth per inch | Tooth angle | Article no. |
|----------------|-------------|-------------|
| 6 tpi | 10° | 3351521 |
| 6 - 10 tpi | 0° | 3351522 |
| 10 - 14 tpi | 0° | 3351538 |

Saw band set HSS bi-metal M 42

| | |
|--------------------------------|---------|
| 1 pc. saw band 6 tpi; 10° | 3351501 |
| 1 pc. saw band 6 - 10 tpi; 0° | |
| 1 pc. saw band 10 - 14 tpi; 0° | |

„General saw band information“ on page 220